




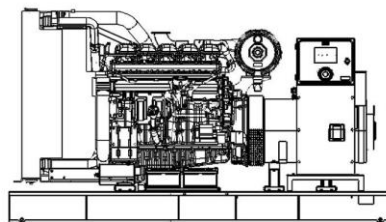
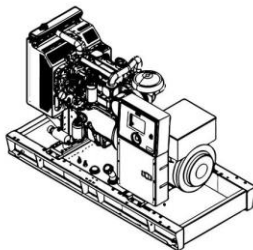
For illustration only

**Output Power**

Standby Power (ESP)	kVA	61
	kW	48
Prime Power (PRP)	kVA	55
	kW	44

**Size**

	W x L x H (mm)	Weight (kg)	Fuel Tank (lt)	Noise dB(A) @ 1m
Canopied	TBA x TBA x TBA	TBA	185	TBA
Open Skid	805x2200x1450	920	185	TBA



## Continuous Power

The maximum power which a generating set is capable of delivering continuously whilst supplying a constant electrical load. Average load can be 100%. The generator must not be overloaded.

## Standby Power

The max power available during a variable electrical power sequence, under the stated operating conditions, for which a generating set is capable of delivering in the event of a utility power outage or under test conditions for up to 200 hrs. of operation per year under

## Prime Power

average of 70% load. Overloading isn't permissible. The maximum power which a generating set is capable of delivering continuously whilst supplying a variable electrical load. Average load should be 70%. The generator can be overloaded 10% for 1 hour per 12 hrs.

## Engine

Manufacturer		CUMMINS
Model		4BTA3.9-G2
Cylinder Configuration		IN-LINE
No of Cylinders		4
Displacement	lt	3,9
Stroke	mm	120
Bore	mm	102
Compression Ratio		1:17.3
Aspiration		<u>TURBOCHARGE-</u>
Governor Type		<u>INTERCOOLER</u>
		<u>ELECTRONIC</u>
Cooling System		WATER
Coolant Capacity	lt	8,3
Lubrication Oil Capacity	lt	10,9
Electrical System	VDC	12/24
Speed / Frequency 50 Hz	rpm	1500 rpm / 50 Hz
Engine Gross Power (Standby 50 Hz)	kW	TBA
Fuel Consumption %110	lt/h	14.7
Fuel Consumption %100	lt/h	13.1
Fuel Consumption %75	lt/h	9.8
Fuel Consumption %50	lt/h	6.7
Exhaust Outlet Temperature 50 Hz	°C	561
Exhaust Gas Flow 50 Hz	m <sup>3</sup> /min	8,04
Combustion Air Flow 50 Hz	m <sup>3</sup> /min	3,12
Cooling Air Flow 50 Hz	m <sup>3</sup> /min	120

## Alternator

Manufacturer		LEROY SOMER
Model		TAL-A42-H
No of Phases		3
Power Factor		0,8
No of Bearings		1
No of Poles		4
No of Leads		6
Voltage Regulation (Steady State)		$\leq \pm 1.0\%$ H
Insulation Class		
Degree of Protection		IP 23
Exciter type		Brushless
Rated speed	RPM	1500
Voltage adjust range		$\geq 1.0\%$
Frequency	Hz	50
Voltage Output 50 Hz	VAC	230 / 400
Rated Power	kVA	62.5
Efficiency	%	88,6

## Standard Equipment

### Engine

In our company generator sets, leading engine brands that have state of the art technology and have compliance with ISO 8528, ISO 3046, BS 5514, DIN 6271 standards, are being used. These engines with low fuel consumption, provide accurate speed setting and order, mount to the fuel pump and also, have mechanic or electronic type governors.

### Alternator

In products our company produces, leading alternator brands of the world that have state of the art technology, high quality, productivity and durability, are being used. All alternators, which pass necessary test process and found appropriate according to EC 60034-1; CEI EN 60034-1; BS 4999-5000; VDE 0530, NF 51-100,111; OVE M-10, NEMA MG 1.22.

standards, have bearing system that does not need maintenance, with electronic type voltage regulator providing voltage setting.

### Control Panel

Standard control panel, which is used in our company generator sets, ensures comfortable and safe usage. All measured and statistical parameters, operating modes, notice and alarms and condition of generator, are monitored easily from the control panel. On the front of the panel's metal body has electronic control module and the emergency stop button and the panel's metal body is made of steel sheet and is painted with electrostatic powder paint.

Our company offers panel design and solutions that comply with special requirements of customers as well as quality standard panels.

## Chassis and Fuel Tank

Chassis is manufactured from steel that has features and durability for carrying burden of generator set. Thanks to its rigid structural design and anti-vibration mounts, it reduces vibration level to minimum. All chassis contain lifting lugs. Apart from chassis that are produced by our company, special solutions that design in accordance with customer desires, make transportation and positioning easier.

In less than 1600 kVA power generator sets, fuel tank is produced integrated to the chassis. In more than 1600 kVA power generator sets, rectangular type fuel tank is provided with generator set separately. In all types of fuel tank have its level and indicator.

## Cooling System

System, that consists of quality industrial - type radiator, expansion tank and cooler fan, keeps the temperature of generator set's equipment constant at a proper level.



## Canopy Features

Our company Standard Canopies' default features are as follows;

- Compatible with 2000/14/EC directives, certified noise emission level,
- 2 or 4 points transport possibility according to cabin size,
- Hidden exhaust inside the canopy,
- Emergency stop button located on the canopy,
- Improved air suction channel to ensure homogenous cooling in the canopy,

- Radiator air outlet and exhaust with designed towards above,
- Lid on cab that provides to be filled up water and antifreeze easily to the radiator,
- Amplified paint system against corrosion and rust,
- Improved performance in terms of sound insulation,
- Demounted parts that make transportation and maintenance easier,

As well as the standard range of canopies, our company can also design tailor-made canopies with specific sound level or size upon customer requests.

## Optional Equipment

Some Optional Equipment that our company provides with Generator Sets;

- Medium voltage alternator,
- Remote radiator applications,
- Automatic fuel filling system,
- Fuel tank, oil pan, dashboard, alternator, coil heaters,
- Alternator with double AVR and PMG,
- Synchronization systems,
- The generator output breaker,
- Grid-generator transfer switches,
- Accordance with the specific volume of demand-insulated cabins,
- Seismic solutions,
  - Trailer,
- Remote monitoring.

## Control Panel Features-DSE7320

- The DSE7320 is a next generation genset control unit combining multi-functionality and wide communication possibilities together with a reliable and low cost design.
- The unit complies and mostly exceeds world's tightest safety, EMC, vibration and environmental standards for the industrial category.
- Software features are complete with easy firmware upgrade process through USB port. The Windows based PC software allows monitoring and programming through USB, RS-485, Ethernet and GPRS.
- The PC and server based Rainbow Scada software allows monitoring and control of an unlimited number of gensets from a single central location.



## Functions

- AMF unit with uninterrupted transfer
- ATS unit with uninterrupted transfer
- Remote start controller
- Manual start controller
- Engine controller
- Remote display & control unit
- Technical information and values are according to ISO8528, ISO3046, NEMA MG-1.22, IEC 600341, BS 4999-5000, VDE 0530 standards.
- Producing with ISO9001, ISO14001, OHSAS18001, TSE, CE standards.
- All information given in this leaflet is intended for general purposes only.
- Due to a policy continuous improvement our company reserves the right to amend details and specifications without notice and all information given is subject to our company's current condition of sales.

TBA: To Be Asked TBD: To Be Determined NA: Not Available N/A: Not Applicable

- Waveform display of V & I
- Harmonic analysis of V & I
- CTs at genset or load side

## Communications

- SM-GPRS
- Web monitoring
- Web programming
- GSM-SMS
- E-mail
- USB Device
- RS-232
- J1939-CANBUS

## Topologies

- 2 phase 3 wires, L1-L2
- 2 phase 3 wires, L1-L3
- 3 phase 3 wires, 3 CTs
- 3 phase 3 wires, 2 CTs (L1-L2)
- 3 phase 3 wires, 2 CTs (L1-L3)
- 3 phase 4 wires, star
- 3 phase 4 wires, delta
- 1 phase 2 wires